



SCHOOLLOGY

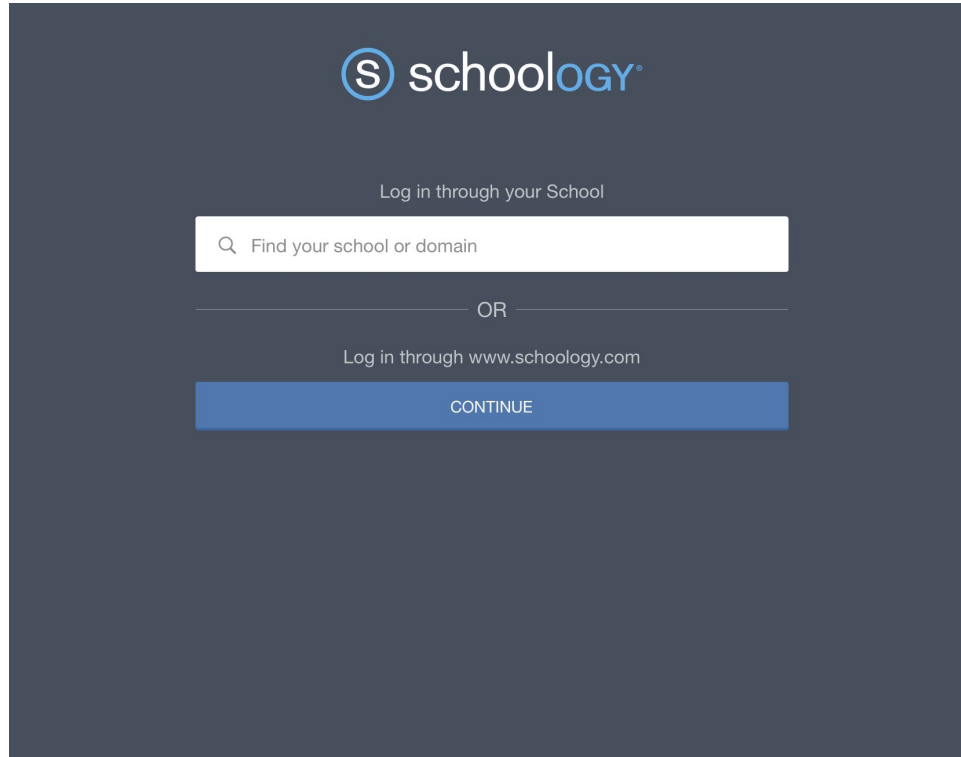
Student App Log in

Launch the Schoology app.

(Download the Schoology app if you don't already have it.)




Type “stxtigers” in the search box

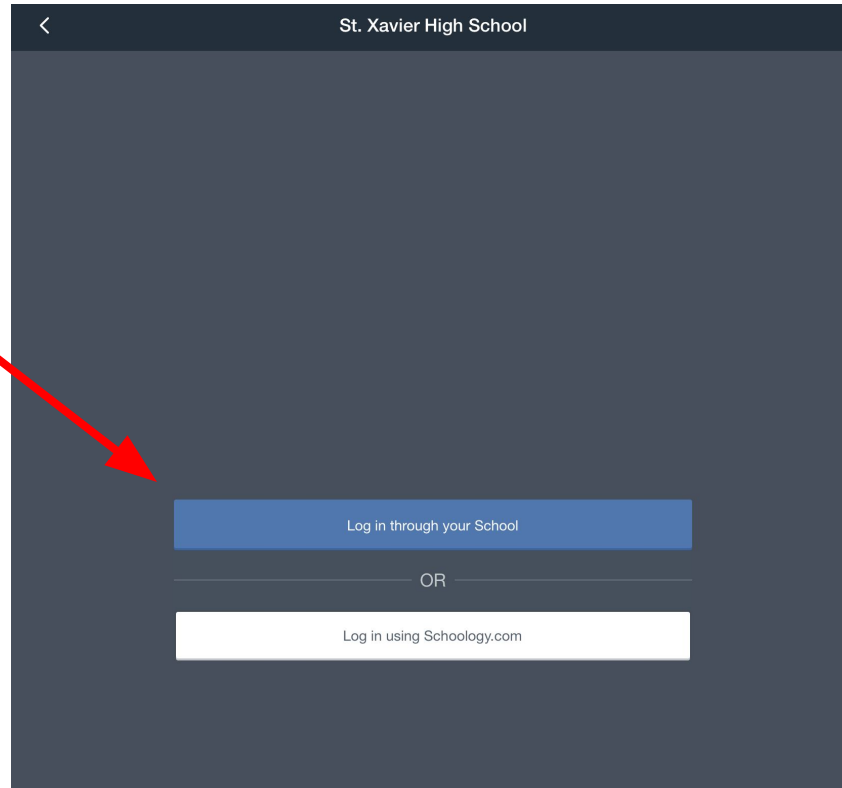


The image shows a dark blue login screen for Schoolology. At the top center is the Schoolology logo, which consists of a blue circle containing a white 'S' followed by the word 'schoolology' in a light blue sans-serif font. Below the logo, the text 'Log in through your School' is centered. Underneath this is a white search input field with a magnifying glass icon on the left and the placeholder text 'Find your school or domain'. Below the search field, the word 'OR' is centered between two horizontal lines. Underneath the lines, the text 'Log in through www.schoolology.com' is centered. At the bottom of the screen is a solid blue rectangular button with the word 'CONTINUE' in white capital letters.


Select “St. Xavier High School” when it appears



Select “Log in through your School”




Select or Sign in to your stxtigers email address

 Sign in with Google

Choose an account

to continue to [schoolology.com](https://www.schoolology.com)

smithj24@stxtigers.com

 Use another account

To continue, Google will share your name, email address, language preference, and profile picture with schoolology.com. Before using this app, you can review schoolology.com's privacy policy and [terms of service](#).